

4014 cu. ft. Gondola

This 4,014 cubic feet capacity gondola features an open-top, solid-bottom design with fixed ends. Its lightweight construction maximizes load capacity promoting optimal performance. Compliant with AAR Interchange Rule 70 and AAR Standard S-286, this design ensures both effectiveness and regulatory adherence.



THE GREENBRIER COMPANIES

One Centerpoint Drive, Suite 200
Lake Oswego, Oregon 97035

info@gbrx.com

GENERAL DIMENSIONS (APPROX.)

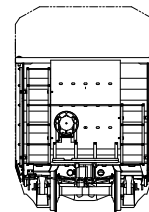
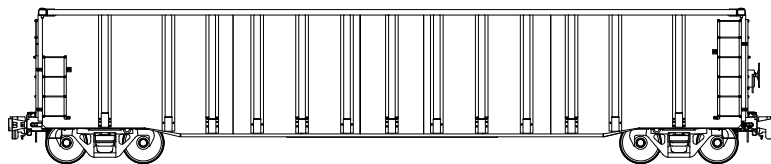
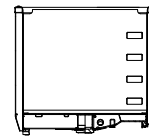
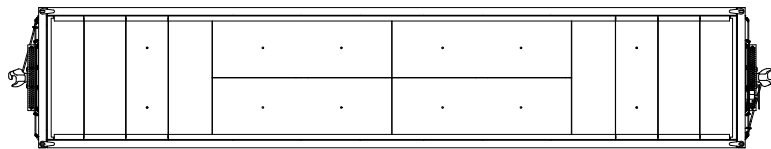
Length, inside	52'-6"
Length, over couplers	58'-1 1/2"
Height, inside	8'-1"
Height, extreme	11'-8 13/16"
Clearance	AAR PLATE C
Width, inside	9'-5 1/2"
Width, extreme	10'-8"

WEIGHT/CAPACITY (EST.)

Light weight	76,200 lbs.
Load limit	209,800 lbs.
Gross rail load	286,000 lbs.
Capacity	4,014 cu. ft.

CURVE NEGOTIABILITY RADIUS

Uncoupled	150'
Coupled to base car	222'
Coupled to like car	224'



These general dimensions are representative and subject to change without notice.